


BANASTHALI PUBLIC SCHOOL
SUMMER HOLIDAY HOMEWORK, SESSION: 2022-23

Circular No. BPS/22-23/15.2

CLASS - II

Dated: 09.05.2022



SCHOOL IS OUT AND SUMMER TIME IS HERE

Dear Student,


Summer Vacation is synonymous with fun and frolic, getting up late in morning, playing for longer hours with friends, going for picnic and watching fun filled shows on TV. But there is a lot more to do to make your Vacations more interesting and meaningful. Keeping it in mind we have planned 'SUMMER VACATION ACTIVITY TREASURE' for you. So get ready for your treasure hunt. Students, we are suggesting few tips for you to be followed during holidays.

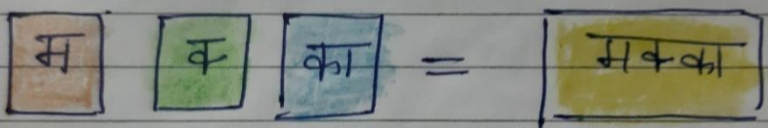
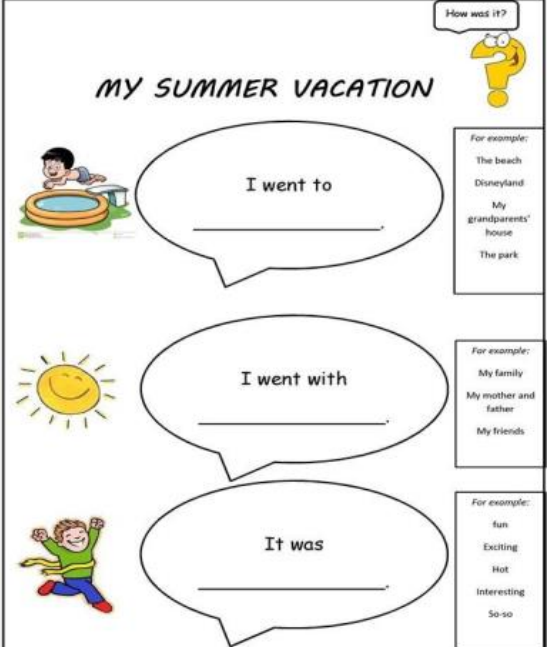
- ❖ Try to converse in English with your parents, siblings and friends, as it will improve your proficiency in English language.
- ❖ Place a small bowl/ pot of clean water for birds in balcony or terrace.
- ❖ Help your parents in the kitchen.
- ❖ Sanitize your surroundings regularly.
- ❖ Wear masks, maintain social distance if moving outside.
- ❖ Maintain physical hygiene and cleanliness.
- ❖ Wash your hands with soap and water for 20 seconds.

GENERAL INSTRUCTIONS:

1. Complete the work (C.W./H.W.) of all the subjects taught in the class, in respective notebook's and in neat hand writing, if still pending.
2. Holiday Homework will be included in internal assessment, so complete the entire work in beautiful and correct manner.
3. Parent is requested to help their wards in completing the work in H.H.W. notebook /Scrap Book /Project file itself as mentioned.
4. Revise the whole syllabus covered so far during the classes, for Unit Test-1.

HAPPY HOLIDAYS
STAY SAFE, STAY HEALTHY!!

Subject Name	Details
English	<p>Life is beautiful when we learn new things and the summers have arrived to shine like a sun shine. Let's be creative by doing the following activities.</p> <ol style="list-style-type: none"> 1. 'Mother is the reflection of God'. Spend a day with her. Write five things she likes in H.H.W. notebook. 2. Make a dictionary of at least ten new words from Chapter-1 and 2 of Roots and Wings book as shown below.  <ol style="list-style-type: none"> 3. Time to paint. Find out ten naming words in your house and draw and colour their pictures with names e.g. Television, spoon, book etc. in H.H.W notebook. 4. Write five singular nouns and change them into plural nouns e.g. bowl- bowls, pencil- pencils etc. in your Project file. 5. Read Chapter- 1 and 2 from Roots and Wings book. 6. Do page Nos. 12 to 22 in Cursive Connection book.
E.V.S.	<p>“Enhance your knowledge by executing innovative activities as mentioned below.</p> <ol style="list-style-type: none"> 1. 'Water is precious.' Make a cut out of sources of water using thermacol or cardboard.(II-A: Tube Well- Roll Nos.1 to 15, II-A: Tap-Roll Nos.16 to 30, II-A: Canal: Roll nos. 31 to 46, II-B: Well- Roll nos. 1 to 15, II-B: Dam- Roll nos. 16 to 30) 2. Make a slogan on 'Save Water' on A-4 size coloured sheet.(II-B: Roll Nos.31 to 49) 3. Personal hygiene is important. Draw and colour three things you use daily to keep yourself clean, e.g. Toothbrush, soap, etc. in Project file. 4. Pretend yourself as a news reporter and write on the various issues related to 'Save Nature'. & the solution to the issues in your H.H.W. notebook. 5. Revise Ch.- 1,2,3 and 4.
Moral Science	<p>“Be happy to change your goals, but never change your values.”</p> <ol style="list-style-type: none"> 1. Write a story from your Moral science book and paste pictures related to it in H.H.W notebook. 2. Make a big cut-out of 'water plants' with cardboard or thermacol e.g. Lotus, Water lily, Duck weed etc.
General Computer	<ol style="list-style-type: none"> 1. Read Ch.-1,2 carefully and also write 10 new words from each chapter in Computer notebook. 2. Learn Ch.-1. 3. Draw or paste pictures of “Different types of computer” in Computer notebook (refer to Pg.No.7 of book.

Hindi	<p>“हिंदी भारतीय संस्कृति की आत्मा है।”</p> <ol style="list-style-type: none"> 1. पाठ-1,2 पढ़िए व प्रश्नों के उत्तर याद कीजिए तथा दस कठिन शब्दों के 3 श्रुतलेख लिखिए। (ग्रीष्म अवकाश उतर पुस्तिका में कीजिए)। 2. व्याकरण : पाठ-1, 2 पढ़े व मात्राओं का अभ्यास कीजिए। 3. देवनागरी लिपि लेखन : पृष्ठ सं. 5 से 20 पुस्तक में कीजिए। <p>परियोजना कार्य :</p> <ul style="list-style-type: none"> • संयुक्त व्यंजनों के प्रयोग से कोई तीन शब्दों के फ्लैशकार्ड बनाकर अपनी प्रोजेक्ट फाइल में लगाइए।  <ul style="list-style-type: none"> • • “ऐतिहासिक स्मारक भारत की विरासत हैं जिन्हें संभालकर रखना हमारी जिम्मेवारी है।” इंडिया गेट का मॉडल बनाकर उसके बारे में कुछ पंक्तियाँ अपनी ग्रीष्मावकाश उतर-पुस्तिका में लिखिए। • “योग हमारे जीवन को निरोगी बनाता है।” इस पर एक A-4 शीट पर पोस्टर बनाइए। • “हिंदी हमारी शान”-इसके लिए एक A-4 शीट पर पोस्टर बनाकर स्लोगन लिखिए। • हिंदी व्याकरण और पाठ्यपुस्तक का अभी तक करवाया गया कार्य याद कीजिए।
Drawing	<p>“Drawing is not what one sees, but what one can make others see.”</p> <ol style="list-style-type: none"> 1. Do Pg.No. 5,6,7,13,32 in Art Magic book. 2. Make a big cut out of ‘Marine animals’ with thermacol or cardboard. <p>Dolphin-Roll Nos. 1-5 Crocodile-Roll Nos. 6-10 Fish-Roll Nos. 11-20 Shark-Roll Nos. 21-25 Frog-Roll Nos. 26-30 Star fish-Roll Nos. 31-35 Submarine-Roll Nos. 36-40 Ship-Roll Nos. 41-45 Boat-Roll Nos. 46-49</p>
General Knowledge	<p>“Happiness is when you care, help and share.”</p> <ol style="list-style-type: none"> 1. Write 10 current affairs in H.H.W. notebook. 2. Paste the pictures of our President, Prime Minister and Finance-Minister and write 3 lines about them in your Project file. 3. Complete the given Activity Worksheet in your Scrap file (Can take the print out or draw in your Scrap file). 

“Mathematics makes your life add up!!”

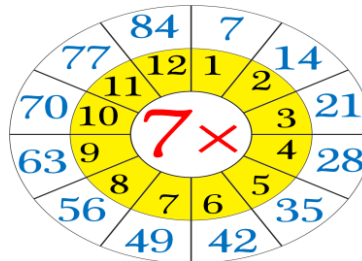
1. Make a colourful “Rocket” with the help of colourful papers of different shapes on it. Write age of your family members and find the sum of their ages and Paste it in your Scrap file.




2. Make a subtraction flower, showing any 3 digit numbers on 5 petals of the flower. Mention different subtraction facts on each petal showing same answer for all the 5 subtraction facts, Paste it in your Project file.



3. Make an attractive ‘Table Wheel’ of any 1 table (2 to 10) with help of circular shaped cardboard.



4. Draw and complete the crossword in your Project file.



5. Write and learn tables 2 to 10 five times in your H.H.W. notebook.
6. Write and learn number names 401 to 500 in H.H.W. notebook.

BANASTHALI PUBLIC SCHOOL

G-Block, Vikas Puri, New Delhi-110018

SESSION: 2022-23

CLASS: II

SYLLABUS FOR UNIT TEST-1

ENGLISH	ENGLISH READER Ch.1: A Party For Mom Ch.2: My Sweet Home ENGLISH GRAMMAR Ch.1: The Alphabet Ch.2: Nouns
MATHEMATICS	Ch.1: Numbers Upto 200 Ch.5: Numbers Upto 999 Table of 2 and 3
E.V.S.	Ch.2: Our Body Ch.3: Types of Families Ch.4: Living Life with the Members of family.
HINDI	हिंदी पाठ्यपुस्तक पाठ-1: सूरज (कविता) पाठ-2: मीठू और कौरा हिंदी व्याकरण पाठ-1: हमारी भाषा पाठ-2: वर्णमाला पाठ-12: गिनती (1 से 10)